



*Advanced Digital Broadcast, Inc.*

**ADB 3800W, 5810WX**

---

# **ADB IP STB Remote Control Specification**

<b>Author</b>	David O'Sullivan
<b>File name</b>	ADB Remote Control Specification
<b>Version</b>	1.0
<b>Release date</b>	29 November 2007
<b>Reviewed by</b>	
<b>Classification</b>	CONFIDENTIAL

This document contains confidential information. By accepting this material, the recipient agrees that this material and the information contained therein will be held in confidence and in trust. The reproduction of any part of the document is strictly prohibited without the prior written consent of ADB Inc.

Any company's or product name(s) found in this document may be the trademarks or registered trademarks of their respective companies.



## Contents

1	INTRODUCTION.....	3
2	REMOTE CONTROL BUTTON FUNCTIONS .....	4
3	KEY MAPPING OF ADB RCU_1.....	4
4	KEYMAPPING OF ADB RCU_2.....	7
5	EFFECTIVE RANGE OF THE REMOTE CONTROL WHEN USING THE 3800W OR THE 5810WX.....	11



## ADB Contacts

All issues related to this document, ADB products and other technical questions should be directed in English to:

**Mr David O'Sullivan**

*Field Systems Engineering Manager*

Phone: +1 303 474 8601

e-mail: [D.OSullivan@adbglobal.com](mailto:D.OSullivan@adbglobal.com)



# 1 Introduction





















This document shows the specification of the ADB Remote control for the ADB 3800W and 5810WX IP STB, as it related to Minerva applications.

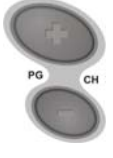

















## 2 Remote Control Button Functions

There are two types of remote control available for the ADB 3800W and 5810WX

These are referred to in this document as RCU\_1 and RCU\_2.





















## 3 Key Mapping of ADB RCU\_1



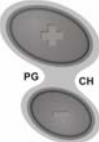













Button	Function	Comments
	AV	<not mapped>
	Setup	
	Power	Toggle standby mode on the set top box.
	Shift	<not mapped>
	1	Number 1
	2	Number 2
	3	Number 3
	4	Number 4
	5	Number 5
	6	Number 6
	7	Number 7
	8	Number 8
	9	Number 9
	0	Number 0
	vkbd	(Note: Virtual keyboard)
	txt	<not mapped>
	Action	Electronic program guide.
	Menu	
	Info	
	Volume up	<not mapped> in View Mode +24 / -24 hours in Guide Mode
	Volume down	

	Channel up	Program Up/Down in View Mode Page Up/Down in Guide Mode
	Channel down	
	Up	Navigation UP
	Down	Navigation DOWN
	Left	Navigation LEFT
	Right	Navigation RIGHT
	OK	Navigation SELECT
	Back	
	Exit (scroll)	(Note: Button above blue button)
	Red	
	Green	
	Yellow	(Note: this key is blocked from the Minerva Application)
	Blue	
	Rewind	VOD rewind
	Play	VOD play
	Pause	VOD pause
	FFWD	VOD forward
	Stop	VOD stop
	Record	(Note: Will be replaced by different printing in next release)










## 4 Keymapping of ADB RCU\_2

Button	Function	Comments
	TV	
	STB	
	DVD	
	DVR	
	VOD	
	TV/Video	
	Power	
	1	
	2	
	3	
	4	
	5	
	6	
	7	
	8	
	9	
	Mute	
	0	
	Closed Caption	
	Volume Up	Only controls TV volume, when the TV has been programmed to work with this RCU

Button	Function	Comments
	Volume Down	
	Virtual Keyboard	
	Menu	
	Channel Up	Page Up
	Channel Down	Page Down
	Recall Last Channel	
	Guide	
	Navigation INFO	
	Navigation UP	
	Navigation LEFT	Replay
	Navigation OK	
	Navigation RIGHT	Skip
	Navigation DOWN	
	Navigation Back	
	Navigation EXIT	
	Multifunction Red	
	Multifunction Green	
	Multifunction Yellow	



Button	Function	Comments
	Multifunction Blue	
	REW	Works with DVR and VOD
	PLAY	
	PAUSE	
	FF	
	STOP	
	Record	



## 5 Effective range of the Remote Control when using the 3800W or the 5810WX

Below is the effective range of the RCU for both the 3800W and 5810WX. The results differ slightly due to minor internal mechanical design issues, specifically related to the location of the IR sensor on the STB. The gray shaded area denotes the area of guaranteed operation of the RCU.

