

Polar WiFi App Feature Breakdown:

Scrollable Quick Link Carousel: **Your Experience Hub**

Swipe through easy-to-use tools like speed tests and parental controls right on the main screen to find what you need fast—no hunting required.

MyPrioritiesIQ Modes: **Managed Wi-Fi That Fits Your Day**

Choose “Gaming Mode” for smooth play, “Work Mode” for reliable video calls, or “Entertainment Mode” for uninterrupted streaming.

Easy Self-Install & Onboarding

Set up your Wi-Fi in just a few steps, with clear instructions right in the app.

Real-Time Alerts & Performance Stats: **Stay Ahead**

Get notifications if your Wi-Fi slows down, plus stats to keep it running smoothly.

People Profiles & Device Recognition: **Make It Personal**

Create avatars for each family member and see every device on your network. Spot and block unknowns easily so you know who's online and to keep your Wi-Fi safe and secure.

Content Controls & Security: **Safe and Sound**

Pause the internet for bedtime, filter out unsafe sites, and employ network level cybersecurity to block hackers to keep your crew safe online and your network protected.

Built For You:

Family-Friendly Control:

Manage your Wi-Fi without needing a tech degree—it's as simple as checking your email.

Made for Everyone:

From kids to gamers to work-from-home parents, there's something for every family member.


Stress-Free Setup and Management:

Get started in minutes, customize your network with simple controls, and enjoy Wi-Fi that works the way you need it to.

polar

701.284.7221

polarcomm.com



The Polar WiFi App:

Your Home's Wi-Fi, Your Rules

Manage your home Wi-Fi with ease, keep everyone safe, secure, and connected, and enjoy a customizable managed Wi-Fi experience —whether you're gaming, working, parenting, or just relaxing.

Get started with the app

The app allows you to easily manage your home or small business Wi-Fi network within minutes. Download the app and take control of your Wi-Fi network today!

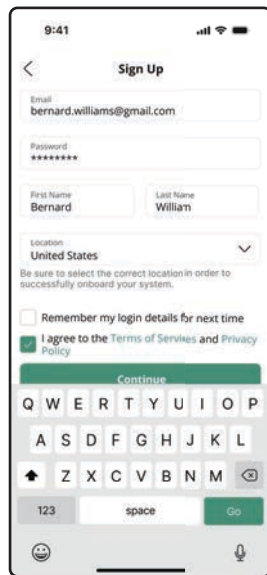
Step 1

Download the Polar WiFi app. You can search either the Apple App Store or the Google Play Store for Polar WiFi, then install it on your mobile device.



Step 2

Select 'Sign up' or 'Log in' to set up your system and access Wi-Fi controls and protection.



Step 3

Select 'Set Up a New System' or 'Replace an Existing System'



Step 4

Scan the QR code on your system, or enter the system details manually



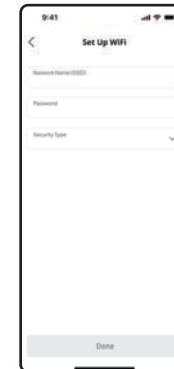
Step 5

Follow the next steps for new system set up.



Step 6

Now that your new system is set up, you can set up your Wi-Fi network.



Need help?

701.284.7221
polarcomm.com

